



HENRY BAKER COLLEGE

MELUKAVU, KOTTAYAM Founded 1981

Accredited by NAAC With 'A' Grade An ISO 9001 : 2015 Certified Institution

A Christian Minority Educational Institution run by C.S.I East Kerala Diocese
Affiliated to Mahatma Gandhi University, Kottayam

RESULT ANALYSIS

2021-22

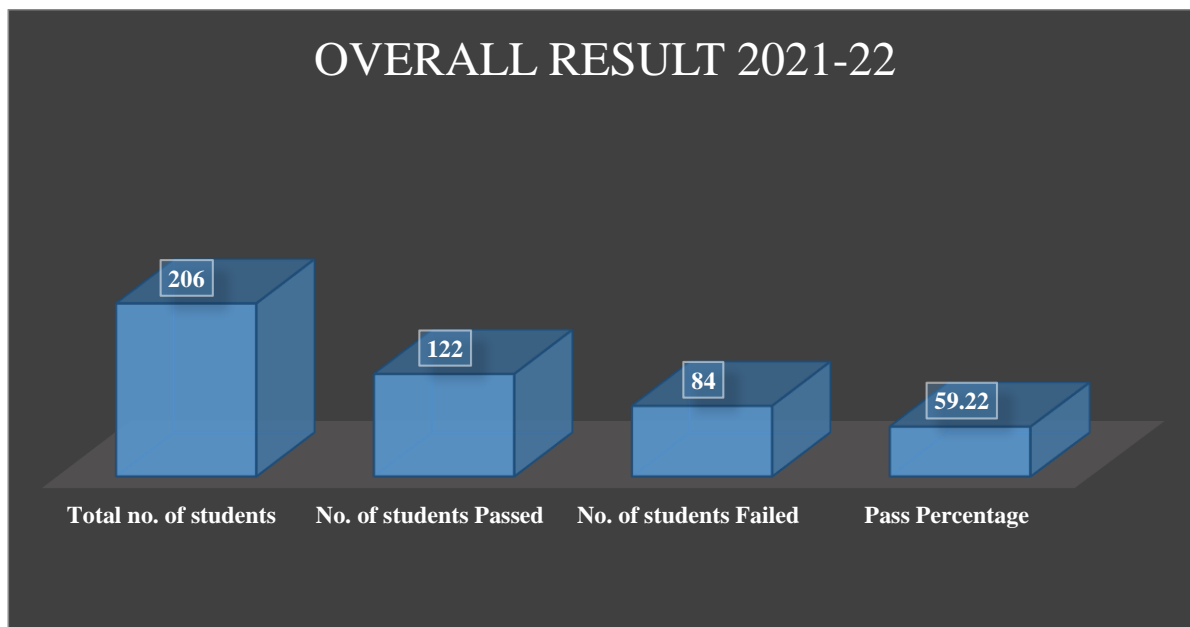
HENRY BAKER COLLEGE, MELUKAVU

Result Analysis- Report 2021-22

Total Number of Students Appeared: **206**

Students Passed: **122**

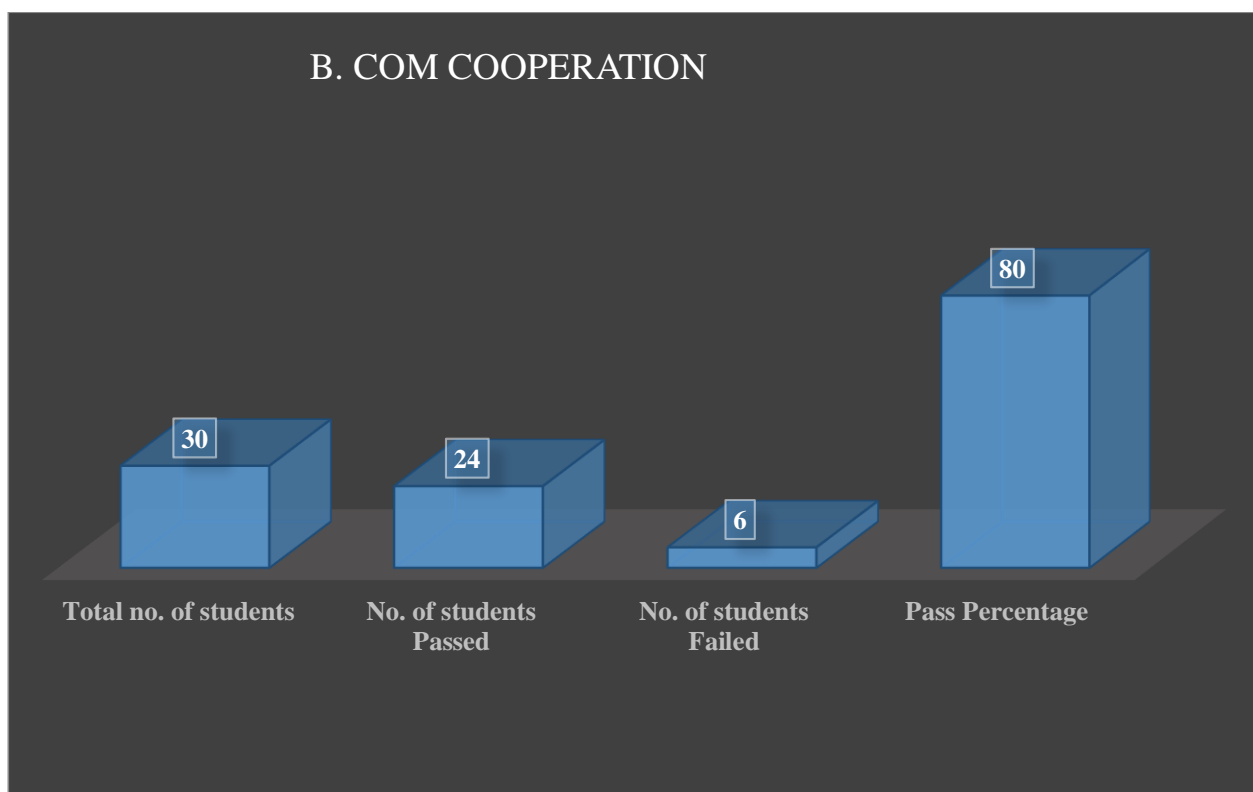
Overall Pass Percentage of the college: **59.22%**



Program Name	Total no. of students	No. of students Passed	No. of students Failed	Pass Percentage
B. Com Cooperation	30	24	6	80
B. Com Computer Application	29	8	21	27.59
B. A. History	36	24	12	66.67
B. Sc Physics	13	9	4	69.23
B. A. English	24	19	5	79.16
B. Voc. Tourism and Hospitality Management	23	13	10	56.52
M. Com Finance	23	10	15	34.78
M. A. History	28	17	11	60.71
Total	206	122	84	59.22

PROGRAMME WISE RESULT 2021-22

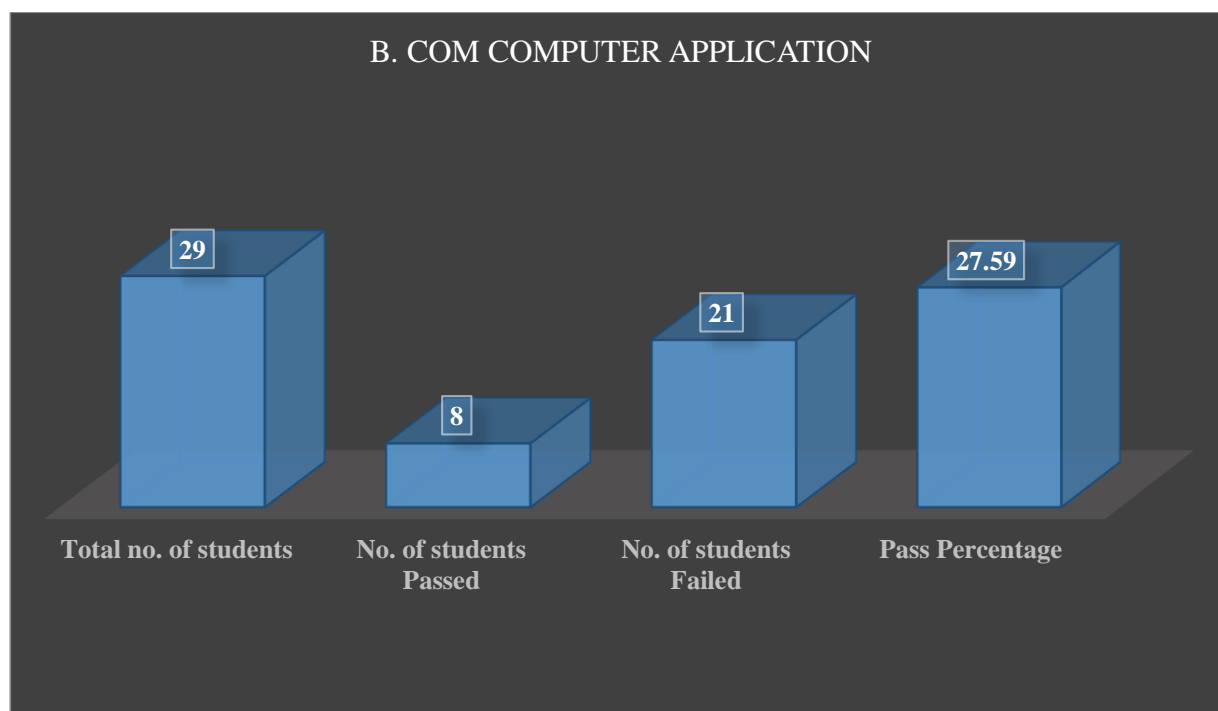
PROGRAMME: B. COM. COOPERATION



Program Name	Total no. of students	No. of students Passed	No. of students Failed	Pass Percentage
B. Com Cooperation	30	24	6	80
B. Com Computer Application	29	8	21	27.59
B. A. History	36	24	12	66.67
B. Sc Physics	13	9	4	69.23
B. A. English	24	19	5	79.16
B. Voc. Tourism and Hospitality Management	23	13	10	56.52
M. Com Finance	23	10	15	34.78
M. A. History	28	17	11	60.71
Total	206	122	84	59.22

PROGRAMME WISE RESULT 2021-22

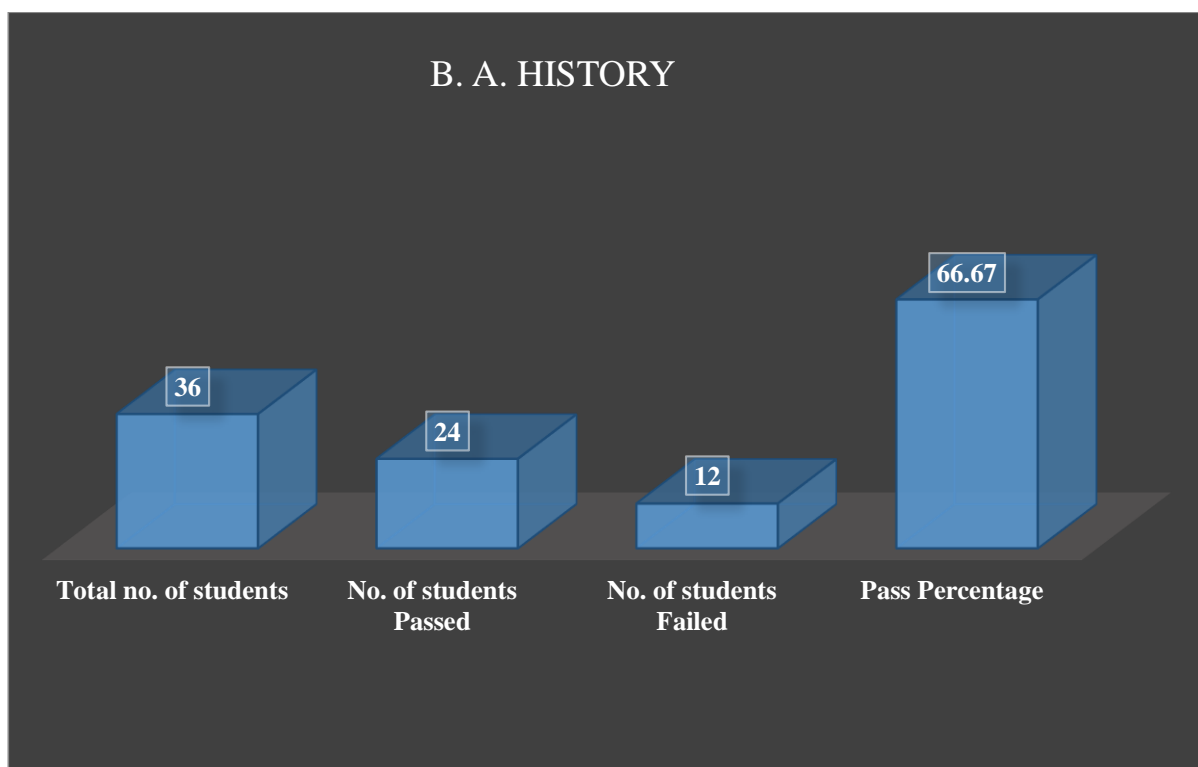
PROGRAMME: B. COM. COMPUTER APPLICATION



Program Name	Total no. of students	No. of students Passed	No. of students Failed	Pass Percentage
B. Com Cooperation	30	24	6	80
B. Com Computer Application	29	8	21	27.59
B. A. History	36	24	12	66.67
B. Sc Physics	13	9	4	69.23
B. A. English	24	19	5	79.16
B. Voc. Tourism and Hospitality Management	23	13	10	56.52
M. Com Finance	23	10	15	34.78
M. A. History	28	17	11	60.71
Total	206	122	84	59.22

PROGRAMME WISE RESULT 2021-22

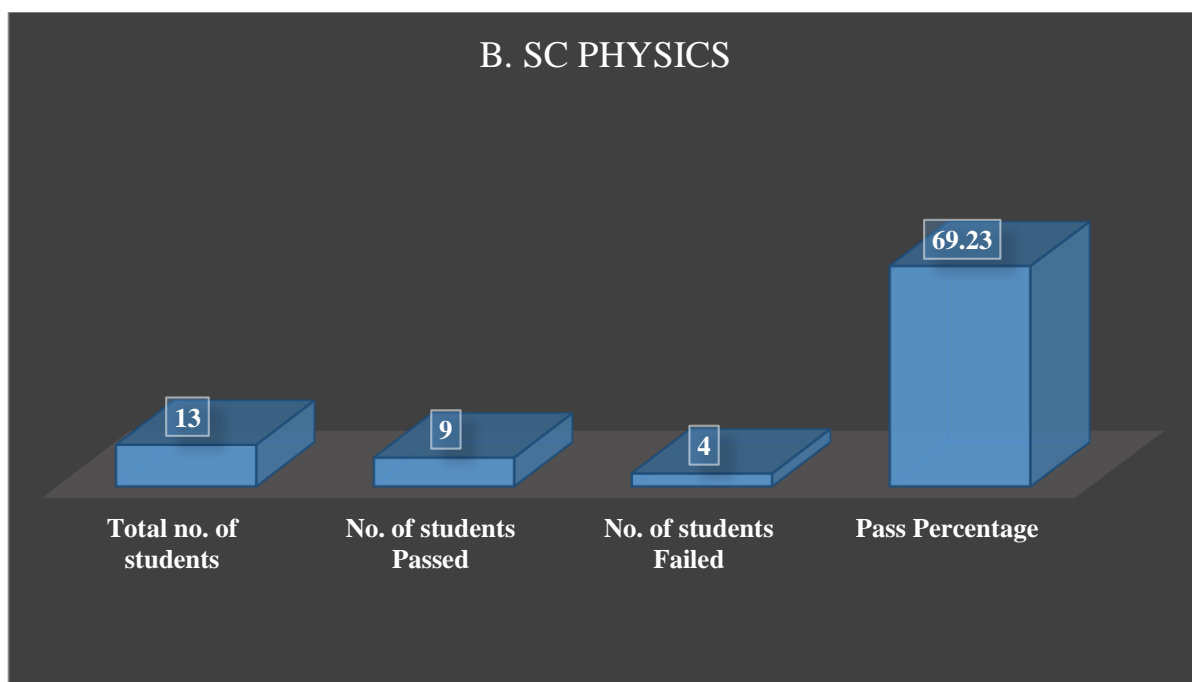
PROGRAMME: B. A. History



Program Name	Total no. of students	No. of students Passed	No. of students Failed	Pass Percentage
B. Com Cooperation	30	24	6	80
B. Com Computer Application	29	8	21	27.59
B. A. History	36	24	12	66.67
B. Sc Physics	13	9	4	69.23
B. A. English	24	19	5	79.16
B. Voc. Tourism and Hospitality Management	23	13	10	56.52
M. Com Finance	23	10	15	34.78
M. A. History	28	17	11	60.71
Total	206	122	84	59.22

PROGRAMME WISE RESULT 2021-22

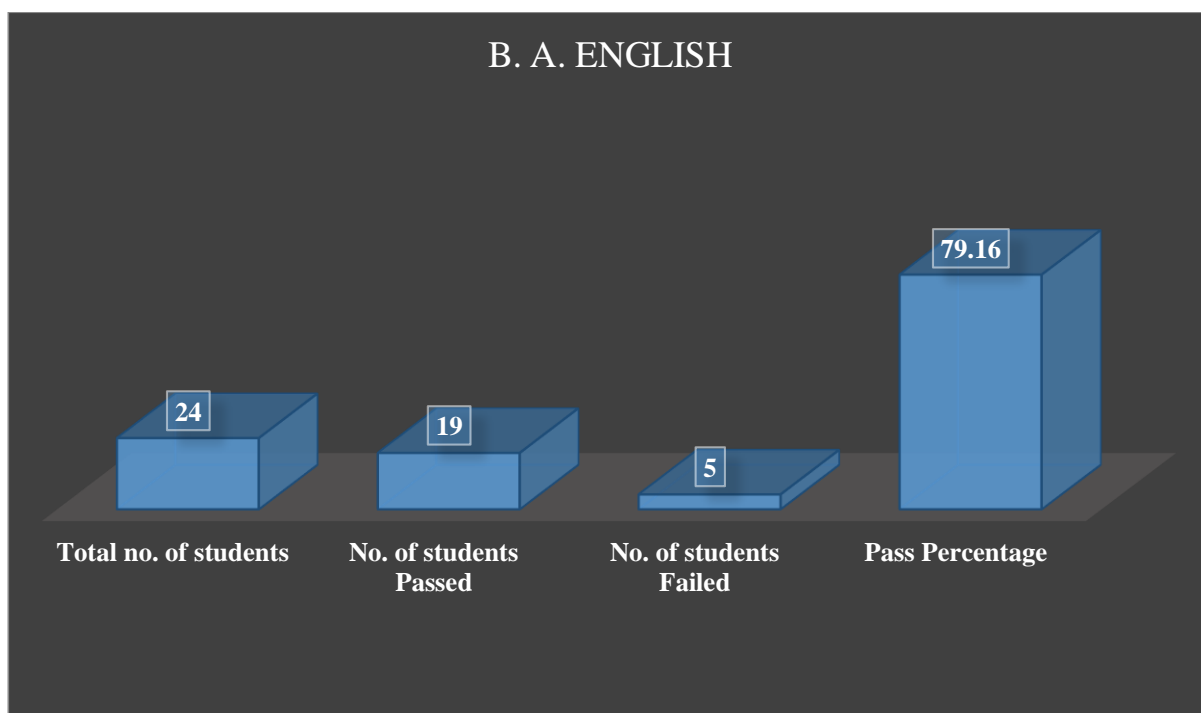
PROGRAMME: B. Sc Physics



Program Name	Total no. of students	No. of students Passed	No. of students Failed	Pass Percentage
B. Com Cooperation	30	24	6	80
B. Com Computer Application	29	8	21	27.59
B. A. History	36	24	12	66.67
B. Sc Physics	13	9	4	69.23
B. A. English	24	19	5	79.16
B. Voc. Tourism and Hospitality Management	23	13	10	56.52
M. Com Finance	23	10	15	34.78
M. A. History	28	17	11	60.71
Total	206	122	84	59.22

PROGRAMME WISE RESULT 2021-22

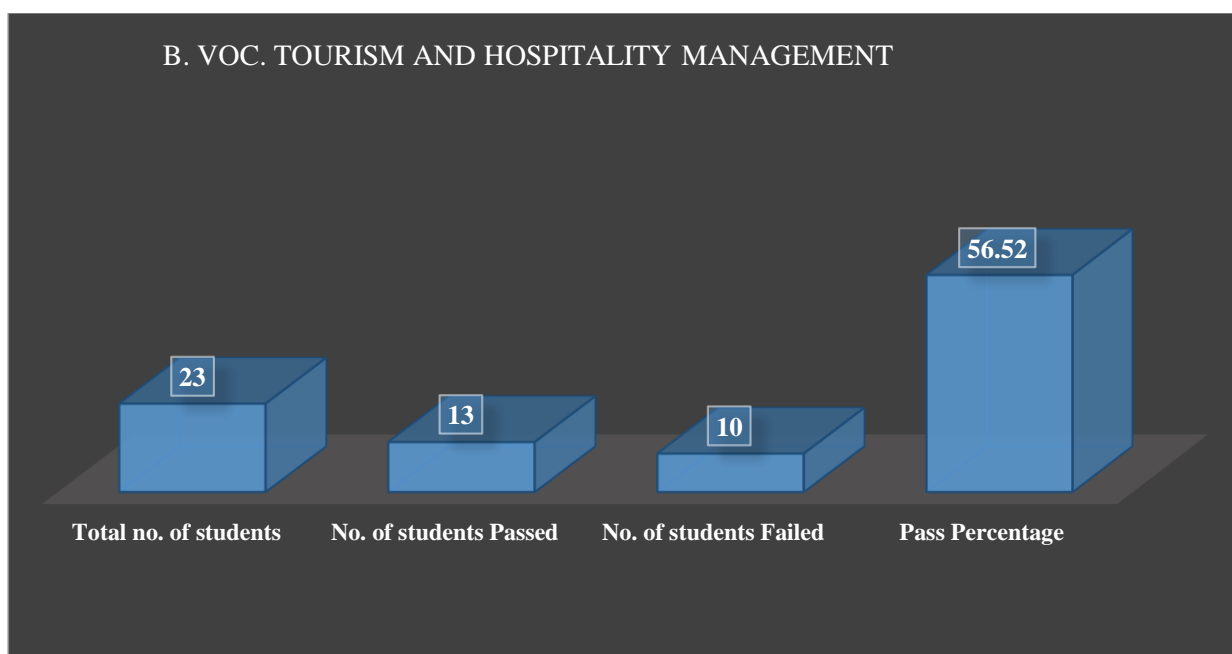
PROGRAMME: B. A. English



Program Name	Total no. of students	No. of students Passed	No. of students Failed	Pass Percentage
B. Com Cooperation	30	24	6	80
B. Com Computer Application	29	8	21	27.59
B. A. History	36	24	12	66.67
B. Sc Physics	13	9	4	69.23
B. A. English	24	19	5	79.16
B. Voc. Tourism and Hospitality Management	23	13	10	56.52
M. Com Finance	23	10	15	34.78
M. A. History	28	17	11	60.71
Total	206	122	84	59.22

PROGRAMME WISE RESULT 2021-22

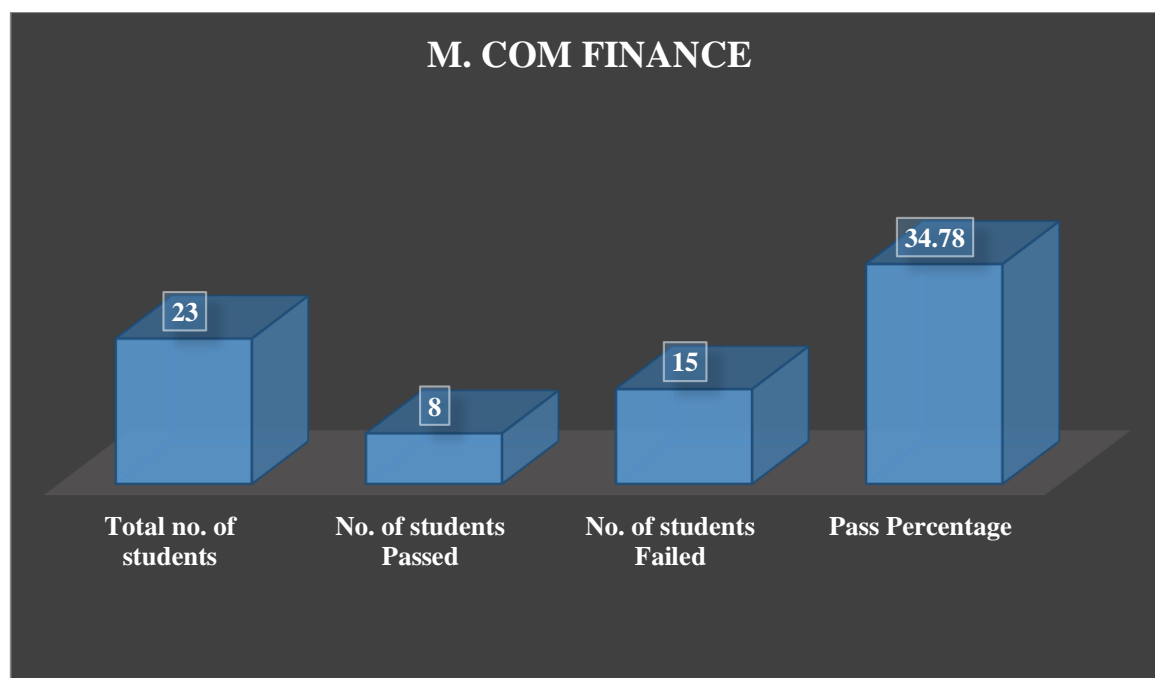
PROGRAMME: B. Voc. Tourism and Hospitality Management



Program Name	Total no. of students	No. of students Passed	No. of students Failed	Pass Percentage
B. Com Cooperation	30	24	6	80
B. Com Computer Application	29	8	21	27.59
B. A. History	36	24	12	66.67
B. Sc Physics	13	9	4	69.23
B. A. English	24	19	5	79.16
B. Voc. Tourism and Hospitality Management	23	13	10	56.52
M. Com Finance	23	10	15	34.78
M. A. History	28	17	11	60.71
Total	206	122	84	59.22

PROGRAMME WISE RESULT 2021-22

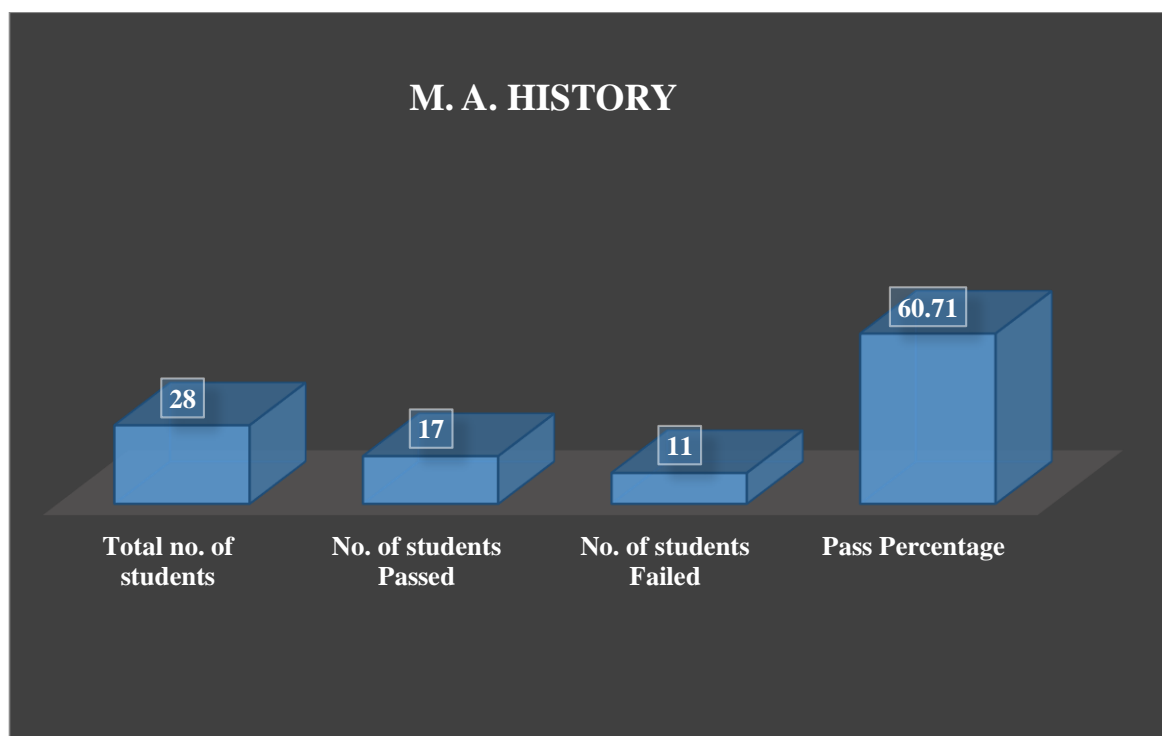
PROGRAMME: M. Com Finance



Program Name	Total no. of students	No. of students Passed	No. of students Failed	Pass Percentage
B. Com Cooperation	30	24	6	80
B. Com Computer Application	29	8	21	27.59
B. A. History	36	24	12	66.67
B. Sc Physics	13	9	4	69.23
B. A. English	24	19	5	79.16
B. Voc. Tourism and Hospitality Management	23	13	10	56.52
M. Com Finance	23	10	15	34.78
M. A. History	28	17	11	60.71
Total	206	122	84	59.22

PROGRAMME WISE RESULT 2021-22

PROGRAMME: M. A. History



Program Name	Total no. of students	No. of students Passed	No. of students Failed	Pass Percentage
B. Com Cooperation	30	24	6	80
B. Com Computer Application	29	8	21	27.59
B. A. History	36	24	12	66.67
B. Sc Physics	13	9	4	69.23
B. A. English	24	19	5	79.16
B. Voc. Tourism and Hospitality Management	23	13	10	56.52
M. Com Finance	23	10	15	34.78
M. A. History	28	17	11	60.71
Total	206	122	84	59.22